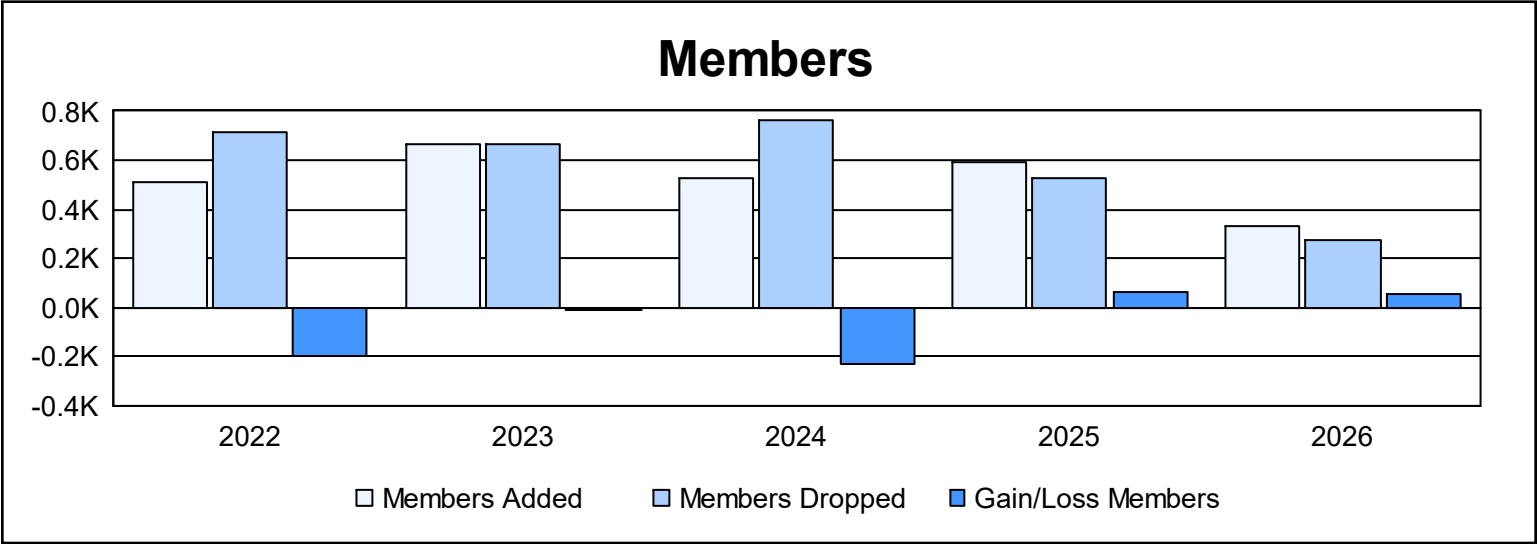
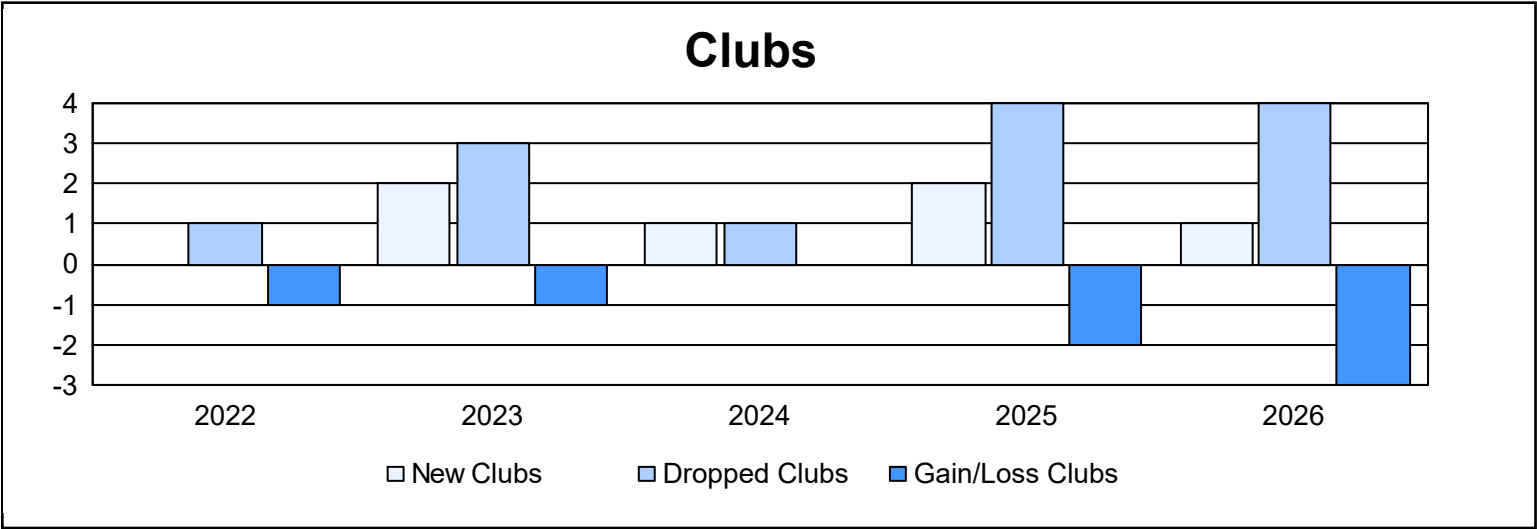
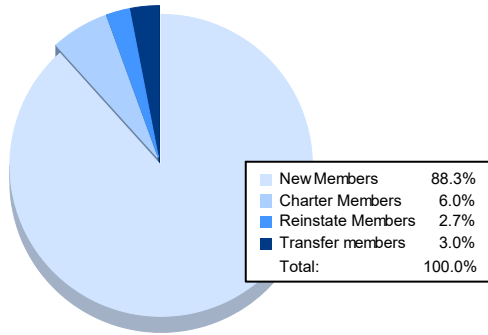


| Year      | New Clubs | Dropped Clubs | Gain/ Loss Clubs | New Members | Charter Members | Reinstate Members | Transfer Members | Total Member Added | Total Members Dropped | Gain/ Loss Members |
|-----------|-----------|---------------|------------------|-------------|-----------------|-------------------|------------------|--------------------|-----------------------|--------------------|
| 2021-2022 | 0         | 1             | -1               | 473         | 7               | 11                | 22               | 513                | 714                   | -201               |
| 2022-2023 | 2         | 3             | -1               | 566         | 61              | 19                | 16               | 662                | 669                   | -7                 |
| 2023-2024 | 1         | 1             | 0                | 474         | 32              | 14                | 6                | 526                | 760                   | -234               |
| 2024-2025 | 2         | 4             | -2               | 480         | 60              | 40                | 11               | 591                | 527                   | 64                 |
| 2025-2026 | 1         | 4             | -3               | 295         | 20              | 9                 | 10               | 334                | 276                   | 58                 |
| Average   | 1         | 3             | -1               | 458         | 36              | 19                | 13               | 525                | 589                   | -64                |



### Membership Composition December 2025 Cumulative



### Gender Composition December 2025 Cumulative

